



LCA
TACKLE

**BULK ORDER
MANUAL**



LCA
TACKLE

TABLE OF CONTENTS

1. Introduction.....	3
2. Instruction Manual	4
2.1. Account request	4
2.2. Logon procedure	4
2.3. Bulk order overview.....	5
2.4. Single product Added to your basket	6
2.5. Multiple products added to your basket.....	6
2.6. View Cart	8
2.7. Checkout.....	9
3. FAQ.....	11
3.1. I cannot find my product.....	11
3.2. I cannot add my product to my basket	11
3.3. I have no Professional account	12



1. INTRODUCTION

This manual provides you with a clear explanation of how our bulk order works.

Requirements for the supplier;

- You must have a professional account for reseller. You can send a request to LCA Tackle.
- An account will be created for you. This account is linked to a supplier group. This allows you to place your orders on the supplier page.
- After creating the account you will receive the login details.
- You must have a VAT number which you must fill in as an optional field via the checkout form.
- You will receive a coupon code from LCA Tackle with which you can place your order free of charge. When sending the products, an invoice is included which you must pay within 14 days.

Not only resellers can use the bulk order option. Returning customers with their own created professional account and one-off orders can also be made with this.

With a professional account, you can take advantage of special offers and other bargains in the future.

All this will be shown on the dashboard of your account.

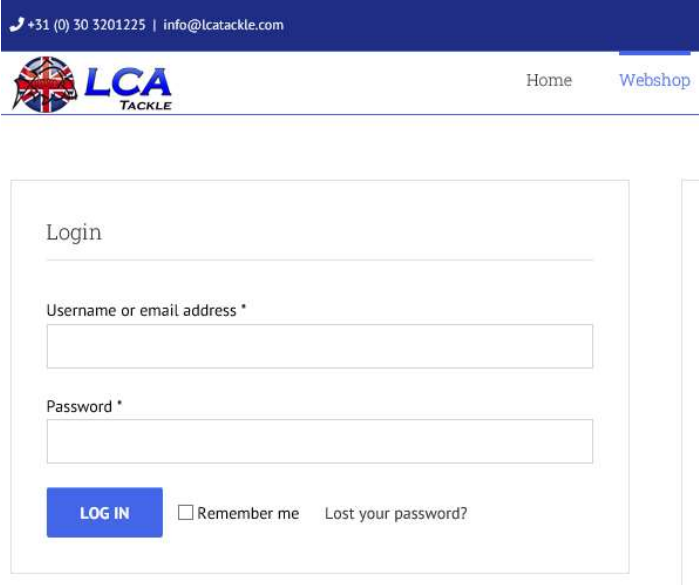


2. INSTRUCTION MANUAL

2.1. ACCOUNT REQUEST

Description	Screenshot
<p>Send an email to info@lcatackle.com with the subject: Request Professional account. Provide your request with the following things;</p> <ul style="list-style-type: none"> • Company Name • Initials and surname • Address • ZIP code and address • E-mail address • VAT number <p>When you are not a reseller you can create your own Professional account.</p>	

2.2. LOGON PROCEDURE

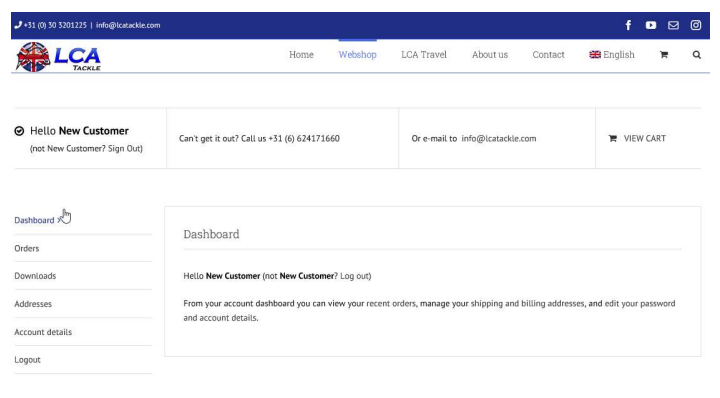
Description	Screenshot
<p>Go to the following url: https://lcatackle.com/my-account/?lang=en</p> <p>From the homepage, mouse over on Webshop and click on My Account</p>	
<p>Enter your login credentials that you received from LCA Tackle.</p> <p>When you are not a reseller then use your credentials you create in step 2.1</p>	



After login you will see your dashboard.
New customer will be your name.

From this point of view you can see;

- Your previous orders
- Downloads
- Addresses
- Account details
- Logout



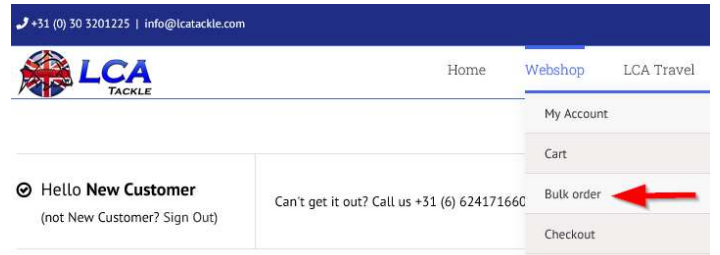
2.3. BULK ORDER OVERVIEW

Description

Go to the bulk order page.

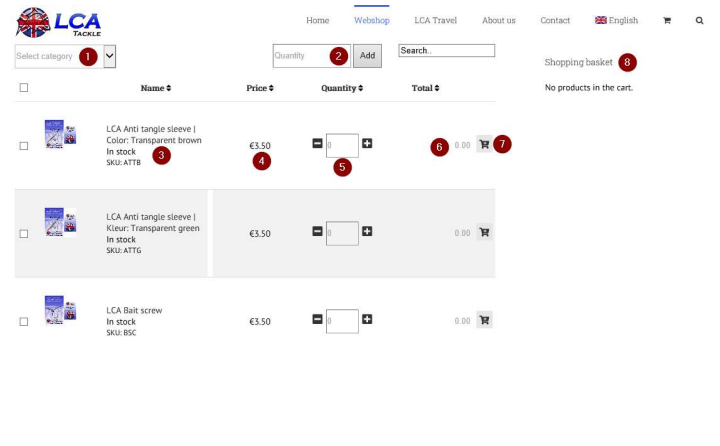
Mouse over Webshop and click on Bulk Order

Screenshot





You will be forwarded to the next page.


1. When nothing selected you will see all products we sell.
2. If you want to order several products of the same quantity, enter the desired quantity here, click on the checkbox for the product, and then click on ADD
3. Product description
4. Price (now default)
5. Quantity
6. Total (product price x quantity)
7. Add to cart
8. Shopping basket



2.4. SINGLE PRODUCT ADDED TO YOUR BASKET

Description	Screenshot
<p>One single product.</p> <ol style="list-style-type: none"> 1. Select the product 2. Choose the quantity 3. See the total price of your choice 4. Press on the basket icon 	
<p>When pressed on the basket icon the selected product will be added to your shopping basket.</p> <p>From here you can;</p> <ul style="list-style-type: none"> • Add more products to your shopping cart • Click on view cart to the overview page • Checkout and order the selected 	

2.5. MULTIPLE PRODUCTS ADDED TO YOUR BASKET

Description	Screenshot
<p>Multiple products.</p> <ul style="list-style-type: none"> • On the same way like a single product, you select the products in the front • Select the quantity • Do NOT press the small basket icon • Scroll to the bottom • Press Add to cart • In one time all the selected products will be added to your basket 	



LCA
TACKLE

<input type="checkbox"/>		LCA The Gorn In stock SKU: GOM	€8.50	<input type="text" value="0"/>	0.00 
				7	31.50
					 <input type="button" value="Add to cart"/>

All the products will added to your shopping basket.

Shopping basket

× LCA FF-01 – 4

2 × €4.50



× LCA FF-01 – 6

3 × €4.50



× LCA FF-01 – 8

2 × €4.50

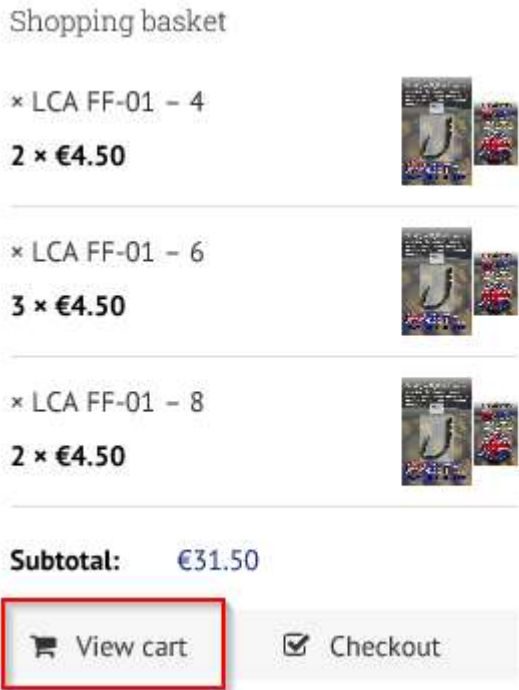
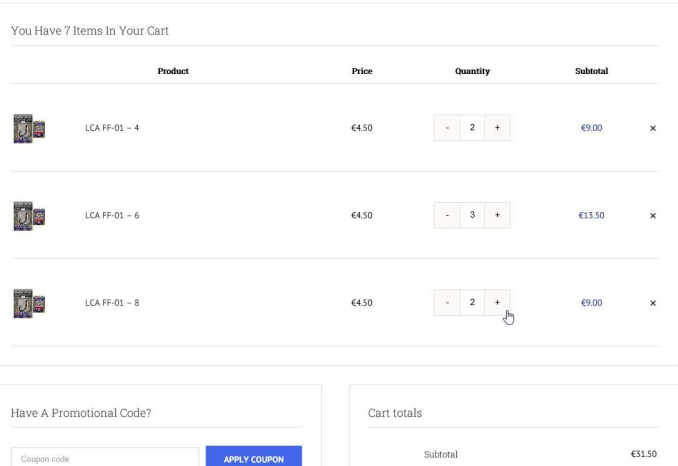











Subtotal: €31.50

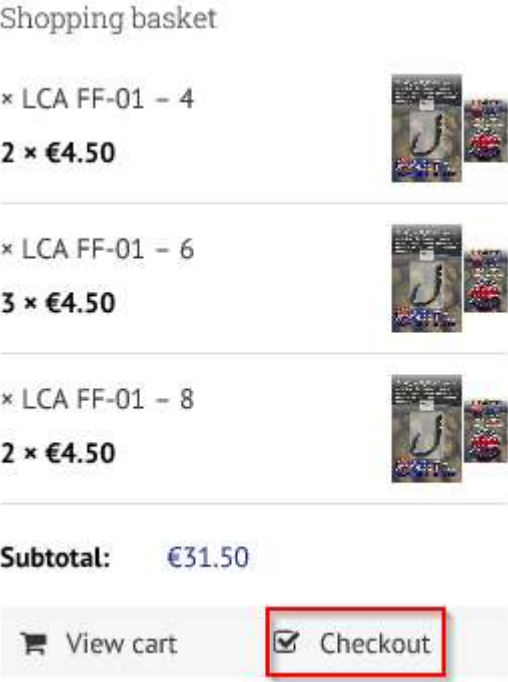

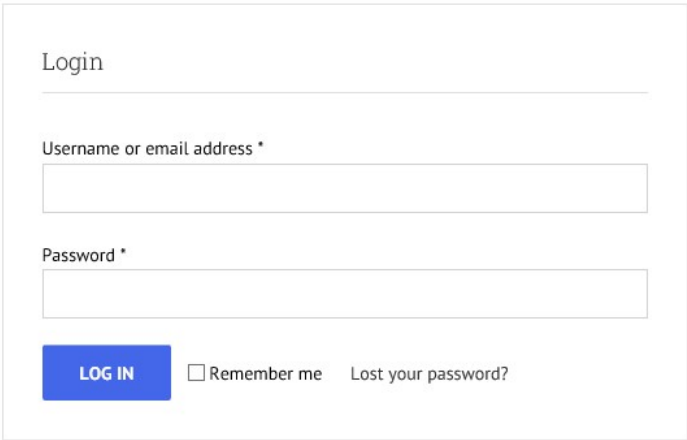
 [View cart](#)

[Checkout](#)

2.6. VIEW CART

Description	Screenshot																
<p>When pressing the View cart button you go to your cart overview</p>	 <p>Shopping basket</p> <ul style="list-style-type: none"> × LCA FF-01 - 4 2 × €4.50 × LCA FF-01 - 6 3 × €4.50 × LCA FF-01 - 8 2 × €4.50 <p>Subtotal: €31.50</p> <p>View cart Checkout</p>																
<p>In this view you can see the products you added to your shopping cart.</p> <p>From here you have also the possibility to fill in your personal coupon code.</p> <p>See also the checkout option.</p>	 <p>You Have 7 Items In Your Cart</p> <table border="1"> <thead> <tr> <th>Product</th> <th>Price</th> <th>Quantity</th> <th>Subtotal</th> </tr> </thead> <tbody> <tr> <td> LCA FF-01 - 4</td> <td>€4.50</td> <td>- 2 +</td> <td>€9.00 ×</td> </tr> <tr> <td> LCA FF-01 - 6</td> <td>€4.50</td> <td>- 3 +</td> <td>€13.50 ×</td> </tr> <tr> <td> LCA FF-01 - 8</td> <td>€4.50</td> <td>- 2 +</td> <td>€9.00 ×</td> </tr> </tbody> </table> <p>Have A Promotional Code?</p> <p>Coupon code <input type="text"/> APPLY COUPON</p> <p>Cart totals</p> <p>Subtotal €31.50</p>	Product	Price	Quantity	Subtotal	 LCA FF-01 - 4	€4.50	- 2 +	€9.00 ×	 LCA FF-01 - 6	€4.50	- 3 +	€13.50 ×	 LCA FF-01 - 8	€4.50	- 2 +	€9.00 ×
Product	Price	Quantity	Subtotal														
 LCA FF-01 - 4	€4.50	- 2 +	€9.00 ×														
 LCA FF-01 - 6	€4.50	- 3 +	€13.50 ×														
 LCA FF-01 - 8	€4.50	- 2 +	€9.00 ×														

2.7. CHECKOUT

Description	Screenshot
<p>When pressing the checkout button you will have 3 options to order;</p> <ol style="list-style-type: none"> 1. One-time order, there will be no account created for you. You miss all offers published on your dashboard. 	 <p>Shopping basket</p> <ul style="list-style-type: none"> × LCA FF-01 – 4 2 × €4.50 × LCA FF-01 – 6 3 × €4.50 × LCA FF-01 – 8 2 × €4.50 <p>Subtotal: €31.50</p> <p>View cart <input checked="" type="checkbox"/> Checkout</p>
<ol style="list-style-type: none"> 2. The option to create an account. From here you have your own dashboard. Resellers have provided an account of LCA Tackle 	 <p>REGISTER</p>
<ol style="list-style-type: none"> 3. Login to your account. 	 <p>Login</p> <p>Username or email address *</p> <p>Password *</p> <p>LOG IN <input type="checkbox"/> Remember me Lost your password?</p>



LCA

TACKLE

One time user have to fill in all of the billing details.
Registered users can login and fill in their addresses only once and the next time it will be automatically filled in.

From this field resellers have to apply their coupon code.

Hello New Customer
(not New Customer? Sign Out)

Can't get it out? Call us +31 (0) 624171660

Or e-mail to info@lcatackle.com

[VIEW CART](#)

Have A Promotional Code?

[APPLY COUPON](#)

Billing Address >

Shipping Address

Review & Payment

Billing details

Voornaam *

Achternaam *

Bedrijfsnaam (optional)

Land/regio *

Straat en huisnummer *

Appartement, suite, unit enz. (optioneel)

RESELLERS ATTENTION PLEASE
Set your VAT number please. This is an optional field but we need them!
It is located at the bottom of the billing details.

Other customers do not need to fill in this field!


E-mailadres *


BTW nummer (optional)


[CONTINUE](#)


Resellers can now place their order. Because the coupon code is free of charge the order is placed. You will receive the invoice with the order and must be payed within 14 days.


Customers with a professional account can use their personal coupon code and select the way they want to pay.

Creditcard 

iDEAL 

Bancontact 

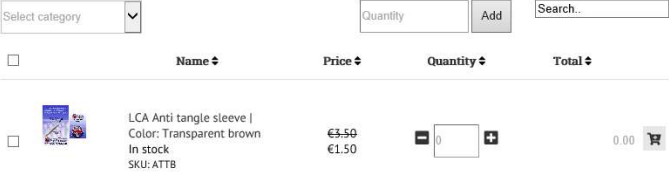
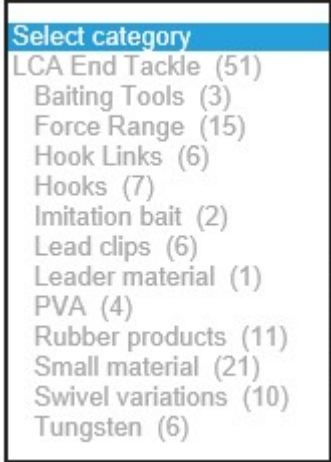

PayPal 

SOFORT Banking 

[PLACE ORDER](#)

3. FAQ

3.1. I CANNOT FIND MY PRODUCT

Description	Screenshot
Question: I cannot find my product	
On the top of the bulk order form you can use the category option.	
Select the category where your product is located	
Use the search option	

3.2. I CANNOT ADD MY PRODUCT TO MY BASKET

Description	Screenshot
Question: I cannot add my product I selected to my shopping basket	
In the bulk order list all products will shown. Also the products that are out of stock. When you select a product what is out of stock, the system will not added them to your shopping basket.	



3.3. I HAVE NO PROFESSIONAL ACCOUNT

Description	Screenshot
Question: I have no professional account. How can I get one?	
Resellers have to contact LCA Tackle and the account will be created with all benefits. Customers can create their own professional account with the register option.	